



**John  
BOOS**  
Since 1887

ITEM #: \_\_\_\_\_ QTY: \_\_\_\_\_

MODEL #: \_\_\_\_\_

PROJECT NAME: \_\_\_\_\_

072117

3601 S. Banker St. Effingham, IL 62401 • P.O. BOX 609 • Ph: (888) 431-2667 • Fax: (800) 433-2667

## **"TC" OPTIONAL LOWER SHELVES - STAINLESS STEEL**



**FOR MODEL: TC, GMT**

### **FEATURES:**

- OPTIONAL UNDERSHELF, TYPE 300 STAINLESS STEEL, #4 POLISH, SATIN FINISH
- FOR SERIES TC AND GMT TABLES
- JB LOWER SHELVES: 1-2/3" SQ. TUBE TOP
- WELDED SETUP
- ALL MODELS ARE NSF CERTIFIED




LSTC

### **CONSTRUCTION:**

- STAINLESS STEEL EXPOSED WELDS ARE POLISHED TO MATCH ADJACENT SURFACES

### **MATERIAL:**

- SHELF: 16 OR 18 GAUGE TYPE 300 #4 POLISH, SATIN FINISH (36" WIDE LOWER SHELVES - ONLY 16 GAUGE)



JBTC

### **OPTIONAL LOWER SHELVES - STAINLESS STEEL 16GA**

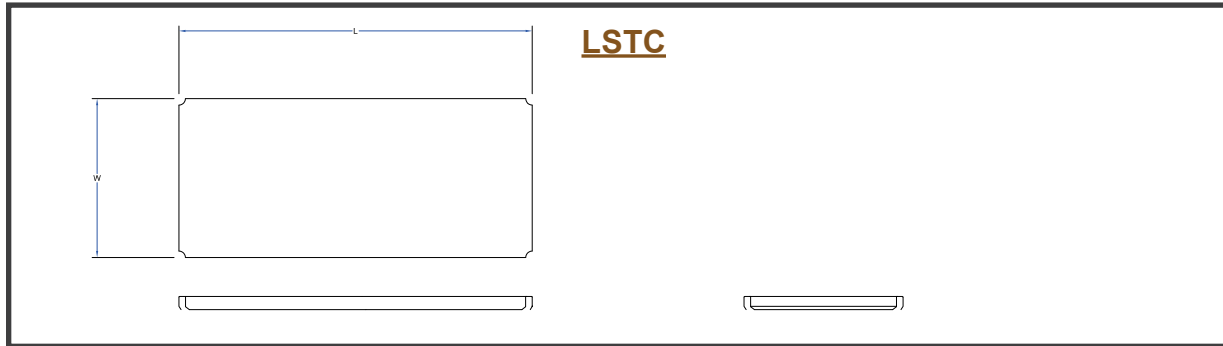
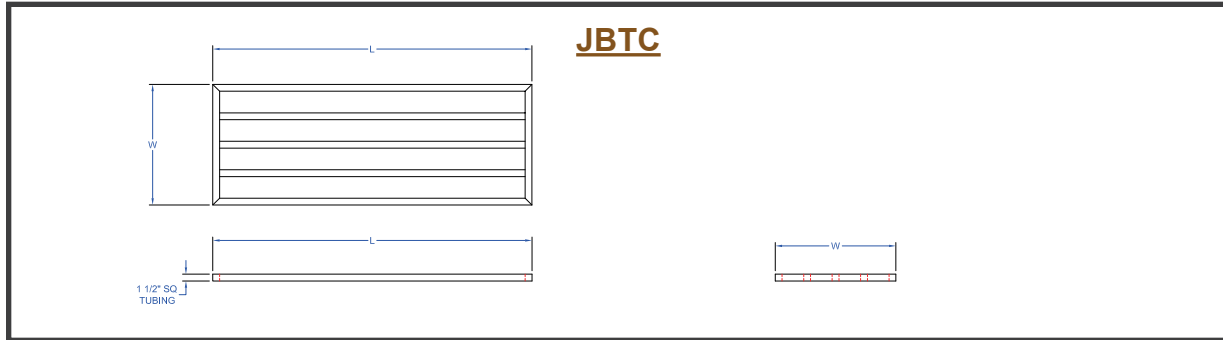
24" WIDE	QTY	30" WIDE	QTY	36" WIDE	QTY
JB01TC		JB08TC		JB15TC	
JB02TC		JB09TC		JB16TC	
JB03TC		JB10TC		JB17TC	
JB04TC		JB11TC		JB18TC	
JB05TC		JB12TC		JB19TC	
JB06TC		JB13TC		JB20TC	
JB06TCA		JB13TCA		JB20TCA	
JB07TC		JB14TC		JB21TC	

### **OPTIONAL LOWER SHELVES - STAINLESS STEEL 18GA**

24" WIDE	QTY	30" WIDE	QTY	36" WIDE	QTY
LS01TC		LS08TC		LS15TC *	
LS02TC		LS09TC		LS16TC *	
LS03TC		LS10TC		LS17TC *	
LS04TC		LS11TC		LS18TC *	
LS05TC		LS12TC		LS19TC *	
LS06TC		LS13TC		LS20TC *	
LS06TCA		LS13ATC		LS20TCA *	
LS07TC		LS14TC		LS21TC *	

\* 16 GAUGE

# DETAILED SPECIFICATIONS



## OPTIONAL LOWER SHELVES - STAINLESS STEEL 16GA

LENGTH	24" WIDE	WEIGHT (LBS)	30" WIDE	WEIGHT (LBS)	36" WIDE	WEIGHT (LBS)
36"	JB01TC	15	JB08TC	19	JB15TC	24
48"	JB02TC	19	JB09TC	25	JB16TC	31
60"	JB03TC	26	JB10TC	31	JB17TC	38
72"	JB04TC	30	JB11TC	37	JB18TC	45
84"	JB05TC	34	JB12TC	43	JB19TC	52
96"	JB06TC	38	JB13TC	49	JB20TC	59
108"	JB06TCA	40	JB13TCA	52	JB20TCA	63
120"	JB07TC	42	JB14TC	55	JB21TC	66

## OPTIONAL LOWER SHELVES - STAINLESS STEEL 18GA

LENGTH	24" WIDE	WEIGHT (LBS)	30" WIDE	WEIGHT (LBS)	36" WIDE	WEIGHT (LBS)
36"	LS01TC	14	LS08TC	18	LS15TC *	21
48"	LS02TC	19	LS09TC	23	LS16TC *	27
60"	LS03TC	23	LS10TC	29	LS17TC *	34
72"	LS04TC	T28	LS11TC	34	LS18TC *	40
84"	LS05TC	33	LS12TC	40	LS19TC *	47
96"	LS06TC	37	LS13TC	45	LS20TC *	53
108"	LS06TCA	43	LS13ATC	51	LS20TCA *	60
120"	LC07TC	46	LS14TC	56	LS21TC *	66

\* 16 GAUGE

SOME UNITS SHIP UNASSEMBLED FOR REDUCED SHIPPING COST. ALL DIMENSIONS ARE TYPICAL. TOLERANCE +/- .500"

John Boos & Co. is constantly engaged in a program of improving products and therefore reserves the right to change specifications without prior notice.



3601 S. Banker St. • Effingham, IL 62401 • PO BOX 609 • quotes@johnboos.com

072117



[www.johnboos.com](http://www.johnboos.com)

445